


# Strand Attack™


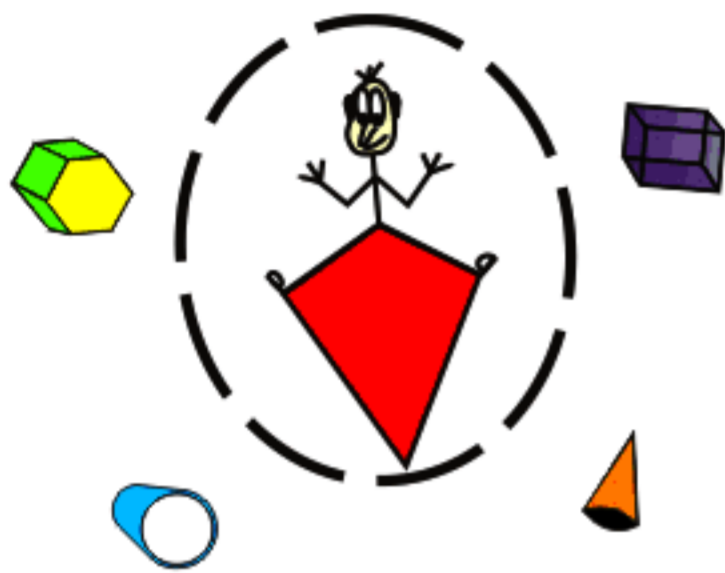
## 5th Grade

Jamie Francis

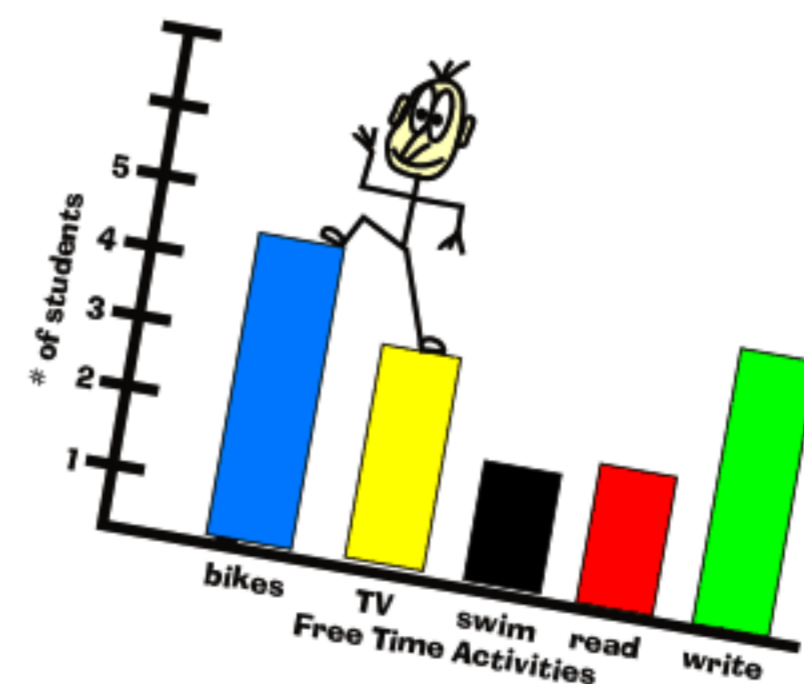
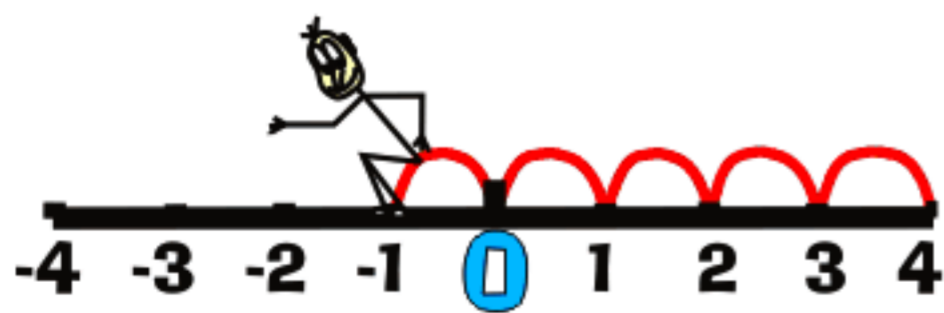
&

Kathryn Robinson

$$26 + n = 40$$




# Daily Practice of National Math Standards



WriteMath Enterprises, Inc.  
3113 Lithia Pinecrest Rd.  
Valrico, Fl. 33594-7248  
(813) 657-3896

# *Strand Attack*<sup>TM</sup>

## 5<sup>th</sup> Grade

# Daily Practice of National Mathematics Standards

by Jamie Francis  
& Kathryn Robinson

WriteMath Enterprises, Inc.  
Valrico, FL 33594

No parts of this publication may be stored in a retrieval system, or transmitted, in any form, or by any means – electronic, mechanical, photocopying, recording, or otherwise – without the prior written permission of the copyright owner.

**Copyright © 2004 Jamie Francis**  
**All rights reserved – Printed in the U.S.A.**  
**Published by WriteMath Enterprises, Inc.**  
**3113 Lithia Pinecrest Road**  
**Valrico, Florida 33594**

This work is dedicated to my daughters, Taylor and Alana, for helping me to see the world for the first time again.

This book is published by WriteMath Enterprises, Inc.

ISBN 978-1-931970-26-6

Graphics from: Microsoft Office Clip Art Galleries

Copyright laws prohibit the duplication of any materials in this publication under penalty of law.

Copyright © 2004 Jamie Francis

© 2004 Jamie Francis

[www.writemath.com](http://www.writemath.com)

## *Strand Attack*<sup>™</sup> Introduction

Strand Attack<sup>™</sup> is meant to provide daily practice of National Mathematics Standards with focus on Florida Mathematics Sunshine State Standards. This book is divided into 30 weeks. Each week contains four days of practice questions and one day of assessment questions. Each day is comprised of one question from each of the five strands (Number Sense, Measurement, Geometry, Algebra, and Data Analysis). The answer key immediately follows each week.

Since five different concepts will be presented on a weekly basis, it is very likely that the order of topics within these pages will not align with your district's order of instruction. When you reach a concept that is new to your students, take the extra time to teach it to them then. The students will get at least three more days of practice and an assessment before you move on to another concept within that strand. You will also create a reference point when you come to that concept again within your order of instruction.

In the classroom, each teacher will likely use this resource differently. Our original intention was to use this as bellwork (starter, warm-up) at the beginning of the math period, likely as an overhead transparency. However, there are several effective ways to use this material. The primary concept is to give students continual practice with the concepts they will see on the FCAT or your state's comprehensive assessment test.

# Contents

Introduction .....	III
Contents .....	IV
Week 1 .....	1
Periods	
Line, Ray, Triangle	
Customary Measurements	
Solving One-step Equations	
Data Analysis Terms	
Week 2 .....	7
Place Value	
Line Segment, Perpendicular, Quadrilateral	
Customary Measurements	
Solving One-step Equations	
Frequency Plot along a Line	
Week 3 .....	13
Terms	
Parallel & Intersecting Lines, Trapezoid	
Customary Measurements	
Solving One-step Equations	
Frequency Table	
Week 4 .....	19
Review	
Week 5 .....	25
Verbal Expressions	
Intersecting & Perpendicular Lines, Rectangle	
Abbreviations	
Solving One-step Equations	
Terms	
Week 6 .....	31
Verbal Expressions	
Angle Terms, Rhombus	
Customary Capacity Conversions	
Solving One-step Equations	
Terms	
Week 7 .....	37
Place Value Patterns	
Angle Terms, Square	
Customary Capacity Conversions	
Solving One-step Equations	
Bar Graph	

Week 8 .....	43
Review	
Customary Capacity Conversions	
Solving One-step Equations	
Double Bar Graph	
Week 9 .....	49
Rounding	
Using a Protractor, Pentagon	
Customary Mass Abbreviations	
Words to Symbols	
Histogram vs. Bar Graph	
Week 10 .....	55
Estimating	
Angles, Hexagon	
Customary Mass Conversions	
Words to Symbols	
Line Graph Terms	
Week 11 .....	61
Adding by Estimation	
Angles, Heptagon	
Customary Mass Conversions	
Words to Symbols	
Line Graph Terms	
Week 12 .....	67
Review	
Words to Symbols	
Stem and Leaf Plot	
Week 13 .....	73
Standard Form vs. Word Form	
Circle Terms	
Metric Length Abbreviations	
Adding Positive and Negative Numbers	
Stem and Leaf Plot, Range	
Week 14 .....	79
Standard Form vs. Word Form	
Circumference, Octagon	
Metric Length Abbreviations	
Subtracting Positive and Negative Numbers	
Measures of Central Tendency	
Week 15 .....	85
Adding by Estimation	
Circumference, Nonagon	
Review	
Measures of Central Tendency	

Week 16 .....	91
<ul style="list-style-type: none"> <li>Powers of Ten</li> <li>Regular vs. Irregular Polygons, Decagon</li> <li>Metric Volume and Abbreviations</li> <li>Graphing Equations</li> <li>Measures of Central Tendency Terms</li> </ul>	
Week 17 .....	97
<ul style="list-style-type: none"> <li>Exponential Form</li> <li>Triangles, Pyramids</li> <li>Metric Volume and Abbreviations</li> <li>Graphing Equations</li> <li>Scaling of Axes</li> </ul>	
Week 18 .....	103
<ul style="list-style-type: none"> <li>Fraction to Decimal to Percent</li> <li>Quadrilaterals, Pyramids</li> <li>Converting Liters to Milliliters</li> <li>Graphing Equations</li> <li>Scaling of Axes</li> </ul>	
Week 19 .....	109
<ul style="list-style-type: none"> <li>Fraction to Decimal</li> <li>Review</li> <li>Liters to Milliliters</li> <li>Graphing Equations</li> <li>Probability Terms</li> </ul>	
Week 20 .....	115
<ul style="list-style-type: none"> <li>Compatible Numbers</li> <li>Transformations, Prisms</li> <li>Metric Mass and Abbreviations</li> <li>Graphing Equations</li> <li>Tree Diagram</li> </ul>	
Week 21 .....	121
<ul style="list-style-type: none"> <li>Compensation</li> <li>Transformations, Prisms</li> <li>Converting Grams to Milligrams</li> <li>Graphing Equations</li> <li>Tree Diagram</li> </ul>	
Week 22 .....	127
<ul style="list-style-type: none"> <li>Review</li> <li>Lines of Symmetry</li> <li>Converting Milligrams to Grams to Kilograms</li> <li>Graphing Equations</li> <li>Review</li> </ul>	
Week 23 .....	133
<ul style="list-style-type: none"> <li>Percents</li> <li>Units of Time</li> <li>Properties of Figures</li> <li>Patterns</li> <li>Lists, Charts, Tree Diagrams</li> </ul>	

Week 24 .....	139
Powers of Ten, Exponential Form	
Non-traditional Measurement	
Similarity, Congruency	
Patterns	
Lists, Charts, Tree Diagrams	
Week 25 .....	145
Review	
Week 26 .....	151
Base Ten, Non-base Ten	
Comparing Customary and Metric Measures	
Transformations of Geometric Figures	
Mathematical Patterns	
Outcomes of Simple Events	
Week 27 .....	157
Multiplying Fractions	
Converting Units	
Tessellations	
Mathematical Patterns	
Outcomes of Simple Events	
Week 28 .....	163
Relationship of Multiplication and Division	
Accurate vs. Estimated Measurements	
Relationship of Perimeter and Area	
Tables	
Samples of a Population	
Week 29 .....	169
Commutative, Associative, and Distributive Properties of Multiplication	
Estimating Perimeter and Area of Polygons	
Relationship of Perimeter and Area	
Tables	
Predicting Trends	
Week 30 .....	175
Review	

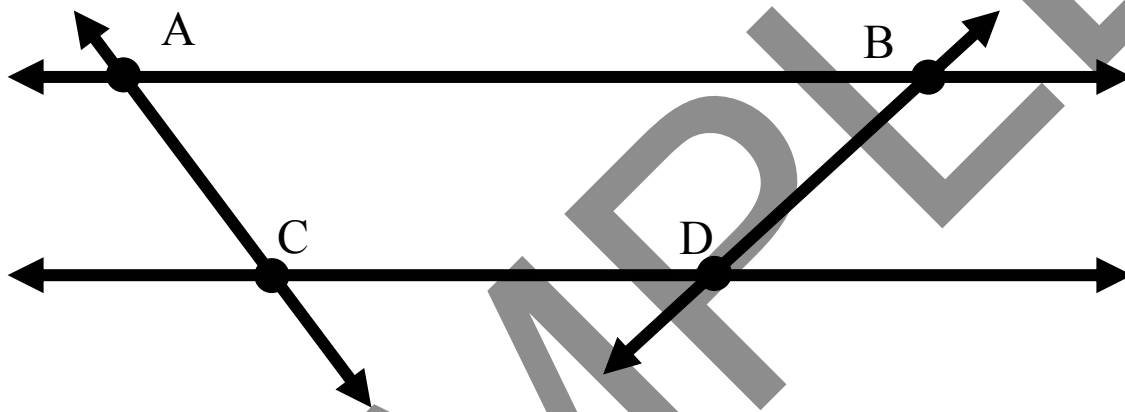
**Day 1**

1. Write the number below (*add any necessary commas*) and name the underlined period.

(*billions, millions, thousands, ones*)

1234

2. Using the diagram below name one line.



3. If there are 12 inches in one foot, how many inches are in two feet?
4. Solve the following equation for j.

$$j + 2 = 8$$

5. If you ask all of your classmates what kind of pet they have at home you are conducting a
- survey
  - data
  - fact
  - opinion

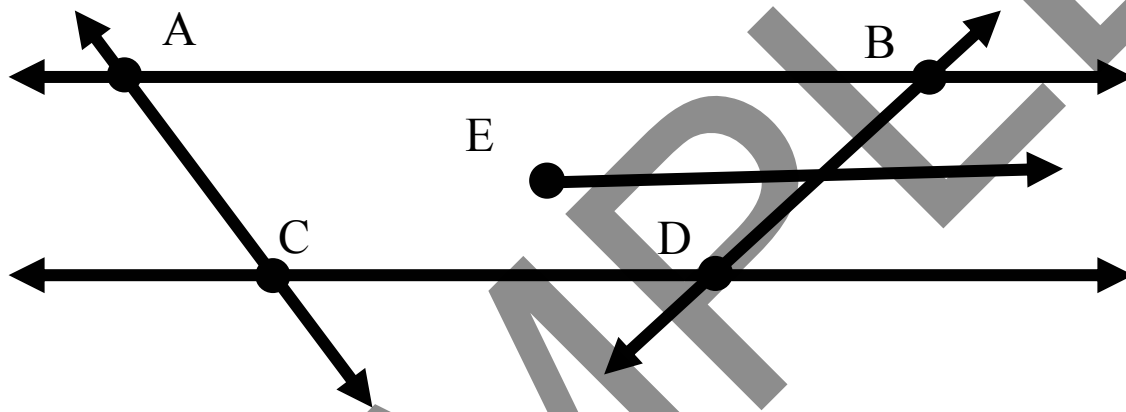
**Day 2**

1. Write the number below (*add any necessary commas*) and name the underlined period.

(*billions, millions, thousands, ones*)

123456

2. Using the diagram below name a ray.



3. If there are 12 inches in one foot, how many inches are in three feet?
4. Solve the following equation for j.

$$j + 3 = 10$$

5. If you ask all of your classmates what kind of pet they have at home you are collecting
- a) survey
  - b) data
  - c) fact
  - d) opinion

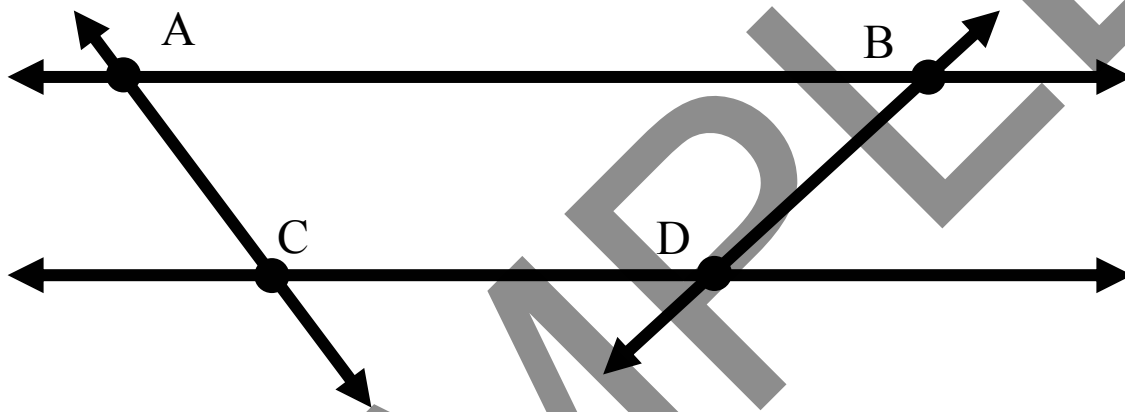
**Day 3**

1. Write the number below (*add any necessary commas*) and name the underlined period.

(*billions, millions, thousands, ones*)

123456789

2. Using the diagram below name two lines.



3. If there are 12 inches in one foot, how many inches are in half of a foot?
4. Solve the following equation for  $j$ .

$$j + 4 = 13$$

5. If you ask all of your classmates what kind of pet they have at home you are asking for a
- a) survey
  - b) data
  - c) fact
  - d) opinion

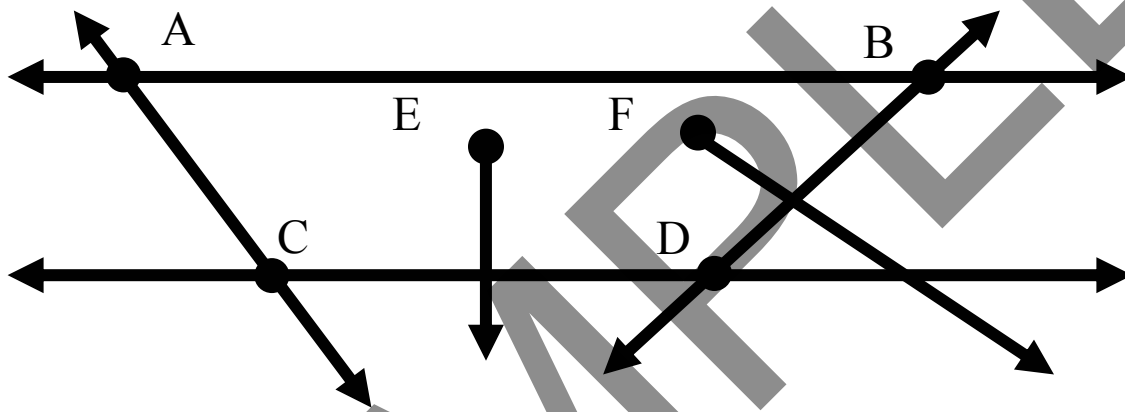
**Day 4**

1. Write the number below (*add any necessary commas*) and name the underlined period.

(*billions, millions, thousands, ones*)

1234567890

2. Using the diagram below name two rays.



3. If there are 12 inches in one foot, how many inches are in four feet?
4. Solve the following equation for  $j$ .

$$j + 5 = 15$$

5. If you tell all of your classmates that dogs make the best pets you are stating an
- survey
  - data
  - fact
  - opinion

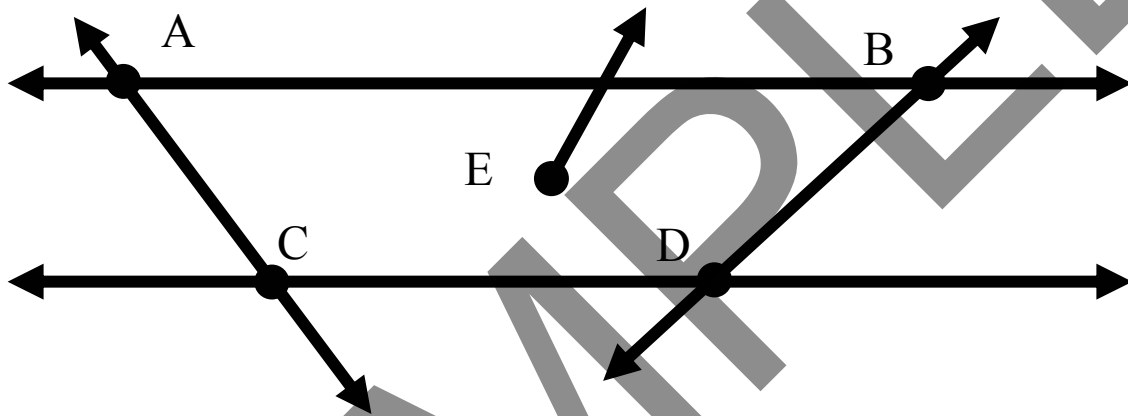
**Day 5**  
*Assessment*

1. Write the number below (*add any necessary commas*) and name the underlined period.

*(billions, millions, thousands, ones)*

54321

2. Using the diagram below name one line and one ray.



3. How many inches are in one foot?
4. Solve the following equation for  $j$ .

$j + 6 = 17$

5. If you ask all of your classmates what their favorite color is you will be conducting a
- a) survey
  - b) data
  - c) fact
  - d) opinion

**Answers****Day 1**

- 1, 234 (ones)
- $\overleftrightarrow{AB}$  or  $\overleftrightarrow{AC}$  or  $\overleftrightarrow{BD}$  or  $\overleftrightarrow{CD}$
- 24 inches
- $j = 6$
- a) survey

**Day 2**

- 123,456 (thousands)
- $\overrightarrow{E}$
- 36 inches
- $j = 7$
- b) data

**Day 3**

- 123,456,789 (millions)
- Any two of  $\overleftrightarrow{AB}$  or  $\overleftrightarrow{AC}$  or  $\overleftrightarrow{BD}$  or  $\overleftrightarrow{CD}$
- 6 inches
- $j = 9$
- c) fact

**Day 4**

- 1,234,567, 890 (ones)
- $\overrightarrow{E}$  and  $\overrightarrow{F}$
- 48 inches
- $j = 10$
- d) opinion

**Day 5***Assessment*

- 54,321 (thousands)
- $\overrightarrow{E}$  and any one of  $\overleftrightarrow{AB}$  or  $\overleftrightarrow{AC}$  or  $\overleftrightarrow{BD}$  or  $\overleftrightarrow{CD}$
- 12 inches
- $j = 11$
- a) survey