

Just Conventions

From the *Just Turn & Share* Centers Series

Kathryn Robinson



Grades 3 - 5

www.writemath.com

3



Write Math Enterprises
 2303 Marselle Ct., Suite 104
 Valrico, FL 33594-7108
 (813) 486-8762

Just Turn & Share™
Language Arts Centers Series



Just Conventions

Volume 3

(Grade 3 - 5)

Real-World
Language Arts
that
students
understand

Kathryn Robinson



WriteMath Enterprises
Valrico, Florida

No parts of this publication may be stored in a retrieval system,
or transmitted, in any form, or by any means – electronic,
mechanical, photocopying, recording, or otherwise – without the
prior written permission of the copyright owner.

Copyright © 2002 WriteMath Publications
All rights reserved – Printed in the U.S.A.
Published by WriteMath Enterprises
2303 Marseille Ct., Valrico, FL 33594

3

www.writemath.com

- I dedicate this book to my son, Daniel Robinson, who has always been fascinated with unusual animal facts and trivia.
- Special thanks to my husband, my daughter Christine Francis, and husband Jamie for constantly editing, refining, and supporting my dreams.

This book is published by WriteMath Enterprises.

ISBN 1-931970-14-9

Graphics from: Corel Draw 9 (Corel Corporation) and Microsoft Publisher

Copyright laws prohibit the duplication of any materials in this publication under penalty of law.

Copyright © 2002 Kathryn Robinson

© 2002 Kathryn Robinson

www.writemath.com

Introduction


Just Conventions is a great center in the *Just Turn & Share* Series. This series gives students **daily** practice in four language arts areas: grammar, capitalization, conventions, and phonetics. After gradually working in a center-based atmosphere, students can tackle all four centers in less than half an hour. This program can be used in conjunction with any regular language arts series. Some students have difficulty attaining proficiency in specific language arts areas due to the limited practice provided by a textbook. *Just Turn & Share* language arts centers provide real-world practice with a variety of language arts concepts. The scientific information about organisms in this book is accurate. The names and dialogue are fictional to provide practice with quotations, titles, and addresses.

The series is designed for a center-based review of concepts or as whole-group overhead instruction for four days per week. These lessons provide practice for 30 weeks of the school year. Each grammar concept is covered for at least one week before a new area is introduced to the students. Mini-lessons based on the convention-of-the-week should be conducted daily.

The new concept for the week is listed in the *Table of Contents*. At the onset of a new concept, we recommend that teachers conduct a mini-lesson before releasing students to work the centers. Each center contains concept-information sheets with student-directions about how to perform individual concepts. These information sheets have a third-grade readability level. I recommend that the information sheets remain at the centers as long as possible to accommodate new students entering the class throughout the year.

Suggestions:

- The information pages contain open letters (open) to be colored in with bright colors to draw students' eyes to the concept.
- Each center sheet should be placed in a plastic protective cover.



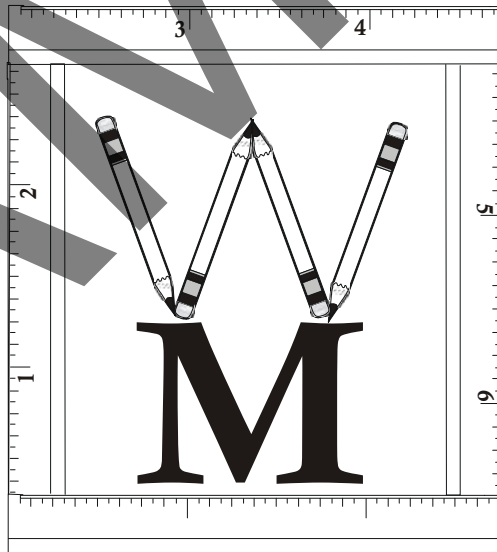
Students self-correct their answer sheets three out of the four days. Self-correction prevents embarrassment and allows students time to seek guidance from the teacher and practice each concept before an assessment. I recommend placing a sign-up sheet in the classroom to allow students to sign up for assistance in their less proficient areas. The teacher can then assist those that have signed up for help during the next day's *Center Time*. The fourth day of each week is teacher-corrected and entered in a grade book. If you have any questions please feel free to e-mail us through our website:

www.writemath.com.

I know that you will have as much fun employing this program as I have had designing it. Remember the program is as simple as *turning each page and sharing* the activities with your class. So go ahead just...

Turn & Share

with your students.



WriteMath Enterprises
www.writemath.com

Graphics from: *Corel Draw 9* (Corel Corporation) & Microsoft *Publisher*

Contents

Introduction	III
Contents.....	V
First Word in a Sentence Information.....	2
End of a Sentence Information.....	3
<i>Week 1: Beginning & Ending Punctuation</i>	4
<i>Animals: Mammals – Large Cats</i>	
<i>Week 2: Beginning & Ending Punctuation</i>	8
<i>Animals: Mammals - Bears</i>	
Quotation Marks Information	12
Quotation Marks + Comma + Said Information.....	13
First Word in a Quotation Information	14
<i>Week 3: Quotations</i>	15
<i>Animals: Mammals - Cats</i>	
Commas in Direct Address Information.....	19
Quotation Mark Punctuation Information.....	20
<i>Week 4: Direct Address & Quotations</i>	21
<i>Animals: Wolves</i>	
Capitalization of Geographic Names Information.....	25
Commas for Items in a List Information.....	26
Colons for Items in a List Information.....	27
<i>Week 5: Nouns</i>	28
<i>Animals: Bears</i>	

Proper Noun Information	32
Pronoun ‘I’ Information	33
Ellipsis for Missing Words & Pauses in Dialogue Information	34
<i>Week 6: Proper Nouns & Ellipsis</i>	32
<i>Mustelids</i>	
Apostrophe for Plurals of Numbers & Letters Information.....	39
<i>Week 7: Plurals of Numbers & Letters</i>	40
<i>Sea Mammals</i>	
Titles with Names Information	44
Commas for Separating Interruptions Information.....	45
<i>Week 8: Titles with Names & Interruptions</i>	46
<i>Sea Mammals: Seals</i>	
Commas with Yes, No, or Well Information.....	50
Dash for Interruptions Information.....	51
<i>Week 9: Yes, No, Well & Interruptions</i>	52
<i>Mammals: Chimpanzees</i>	
Initials Information.....	56
Abbreviations Information	57
<i>Week 10: Initials & Abbreviations</i>	58
<i>Reptiles: Alligators</i>	
Parentheses Information.....	62
<i>Week 11: Parentheses</i>	63
<i>Reptiles: Snakes</i>	
Contractions Information	67

<i>Week 12: Contractions</i>	68
<i>Reptiles: Snakes</i>	
Apostrophe for Missing Letters & Numbers Information	72
<i>Week 13: Missing Letters & Numbers</i>	73
<i>Reptiles: Snakes</i>	
Names of Religions, Languages, & Nationalities Information.....	77
Exclamation Point & Interjections Information.....	78
<i>Week 14: Religions, Languages, Nationalities & Interjections</i>	79
<i>Reptiles: Cold-blooded Creatures</i>	
Dates Information.....	83
Addresses Information	84
<i>Week 15: Dates & Addresses</i>	85
<i>Frogs</i>	
Proper Adjectives Information.....	89
Commas for Multiple Adjectives Information.....	90
<i>Week 16: Adjectives</i>	91
<i>Salamanders</i>	
Hyphens Information	95
<i>Week 17: Hyphens</i>	96
<i>Anoles</i>	
Capitals or Not Information	100
<i>Week 18: Capitals or Not</i>	101
<i>Turtles</i>	
Titles of Long Works Information	105
Title Underlining Information.....	106

<i>Week 19: Titles of Long Works</i>	107
<i>Insects: Dragonflies</i>	
Quotation Marks for Titles Information	111
<i>Week 20: Titles of Short Works</i>	112
<i>Insects: Grasshoppers</i>	
Numbers Information	116
<i>Week 21: Numbers</i>	117
<i>Insects: Mantids</i>	
Commas for Appositives Information	121
<i>Week 22: Appositives</i>	122
<i>Insects</i>	
Words as Names Information	126
<i>Week 23: Words as Names</i>	127
<i>Insects</i>	
Friendly Letter Information	131
<i>Week 24: Friendly Letter</i>	132
<i>Insects: Butterflies</i>	
Possessive Information	136
<i>Week 25: Possessives</i>	137
<i>Bats</i>	
<i>Week 26: Possessives</i>	141
<i>Birds</i>	
Business Letter Information	145
<i>Week 27: Business Letter</i>	146
<i>Birds: Pigeons</i>	
Quotation Marks for Special Words Information	150

<i>Week 28: Special Words</i>	151
<i>Birds: Penguins</i>	
Historic Events Information	155
Colons for Time Information	156
<i>Week 29: Historic Events & Times</i>	157
<i>Birds of Prey</i>	
Commas & Independent Clauses Information	161
<i>Week 30: Independent Clauses</i>	162
<i>Birds: Ratites</i>	
<i>Answer Sheet</i>	166
<i>Bibliography</i>	181


Centers in the 'Just Turn & Share' Math Center Series:

1. Just Science Grammar
2. Just Research
3. Just Conventions
4. Just Sounds Like...




For more information:


WriteMath Enterprises
 2303 Marseille Ct. Suite 104
 Valrico, FL. 33594
 (813) 685 – 0392
 website: www.writemath.com



Commas - Direct Address

Commas are used to separate the person you are **speaking to** (or **directly addressing**) from the rest of the sentence.





Quotation Mark Punctuation

All ending **periods** and **commas** are placed within the quotation marks.

For example:

Melissa said, “I want to go home.”
 “Please don’t go home now,” begged Katie

A **question mark** and an **exclamation point** are placed inside the quotation marks when they are part only of the quotation.

For example:

Melissa responded, “What do you want to play?”
 “I want to play video games!” shouted Katie.

A **question mark** or an **exclamation point** is placed outside the quotation marks when they are part of the main sentence.

For example:

Did Mom say “Come in right now?”

Conventions

(Day #1)

Direct Address

Directions:

- Write the letter that corresponds to each sentence below on a piece of paper.
- Copy the sentence(s) and add the correct capitalization and punctuation.

- A.** ranger Samson said one student red wolves resemble small German Shepherds
- B.** the ranger continued children although the coat (*of the red wolf*) is tinged with red, the background hair color is gray or black
- C.** forest ranger do male and females mate and remain together until one dies asked a hiker

Red wolf



Conventions

(Day #2)

Direct Address

Directions:

- Write the letter that corresponds to each sentence below on a piece of paper.
- Copy the sentence(s) and add the correct capitalization and punctuation.

- A.** young man red wolves are just like gray wolves responded the forest ranger
- B.** ranger don't red wolves hide in natural caves asked a young student
- C.** young lady they use caves to shelter and protect their young pups responded the ranger

Red Wolf



Conventions

(Day #3)

Direct Address

Directions:

- Write the letter that corresponds to each sentence below on a piece of paper.
- Copy the sentence(s) and add the correct capitalization and punctuation.

- A.** dr. Smith do gray wolves hunt by day or at night questioned a student
- B.** dr. Smith responded yes young lady gray wolves usually hunt in family parties or in packs of 20 to 40 individuals by day
- C.** doctor i heard that a pack of wolves can take down a moose added one hunter

Gray Wolf



Conventions

(Day #4)

Direct Address


Directions:

- Write the letter that corresponds to each sentence below on a piece of paper.
- Copy the sentence(s) and add the correct capitalization and punctuation.

- A.** dr. Jason is it true that wolves are great swimmers and will even chase prey deep into ponds and lakes questioned a student
- B.** my dear child a gray wolf has great endurance answered Dr. Jason
- C.** dr. Jason added the student i heard that a gray wolf can outrun its prey and will follow it deep into water

Gray Wolf






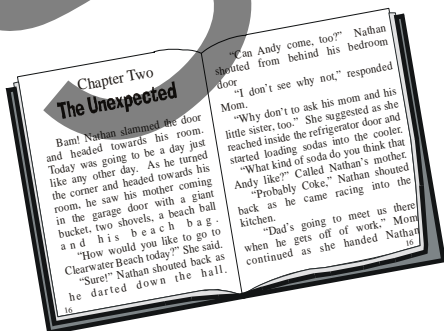
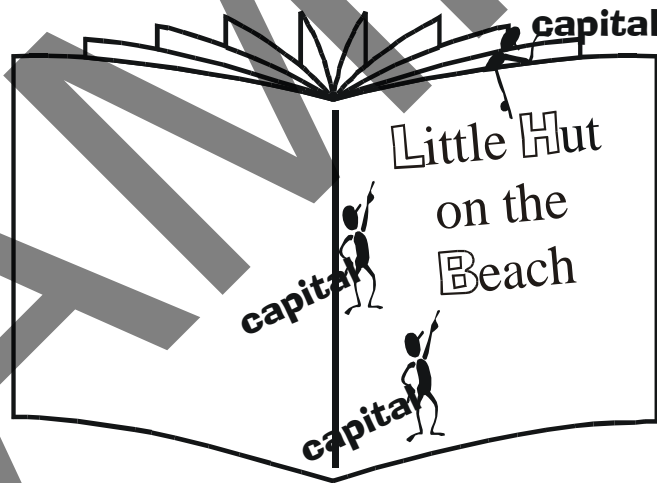
Capitalize


Titles

**Books, Plays, Poems, TV Shows, Chapters, CD's,
Newspapers, Magazines, Movies, & Reports**

Capitalize the first, last, and important words in the title.

All articles, one-syllable conjunctions, & prepositions should be lower case letters.






Underlining - Titles

**Books, Collection of Works, Long Plays, Long Poems,
TV Series, Newspapers, Magazines, & Movies**

Underlining is used for some titles.

If you are using a computer, you can use *italics* (slanted writing) instead of underlining.



I read the book, Little Hut on the Beach by E.E.Edgers.

or

I read the book, *Little Hut on the Beach* by E.E.Edgers.



**Never use both
italics and underlining!**



Conventions

(Day #1)

Titles

Directions:

- Write the letter that corresponds to each sentence below on a piece of paper.
- Copy the sentence(s) and add the correct capitalization and punctuation.

- A.** dragonflies through binoculars is a wonderful book written by sydney m dunkle
- B.** blair nikula wrote a great long play for beginning actors about dragonflies entitled stokes beginner's guide to dragonflies
- C.** dragonflies of north america was a collection of works written by james g needham

dragonfly



Conventions

(Day #2)

Titles

Directions:

- Write the letter that corresponds to each sentence below on a piece of paper.
- Copy the sentence(s) and add the correct capitalization and punctuation.

- A.** i read in florida's fabulous insects book that dragonflies are one of the fastest flying insects in the insect world claimed matthew
- B.** dragonflies can reach speeds of 35 mph quoted matthew from the TV series entitled dragonflies
- C.** dragonflies capture their prey with their jaws while flying according to the movie called dragonflies by mark drupe

dragonflies



Conventions

(Day #3)

Titles

Directions:

- Write the letter that corresponds to each sentence below on a piece of paper.
- Copy the sentence(s) and add the correct capitalization and punctuation.

- A.** according to the book unusual treats by jonas spindly on the island of bali in Indonesia children make the tips of long poles sticky to catch dragonflies
- B.** the long poem entitled snacks states that after catching dragonflies on sticks, the children pluck their wings and stir-fry them in spices
- C.** yuck yelled matthew as he closed the book and picked up a magazine called bugs weekly



Conventions

(Day #4)

Titles

Directions:

- Write the letter that corresponds to each sentence below on a piece of paper.
- Copy the sentence(s) and add the correct capitalization and punctuation.

- A.** the larvae are very unique cried matthew as he continued to read another book entitled the life of a dragonfly
- B.** in the TV series dragonfly, matthew learned that the rectal chamber of dragonfly larvae is lined with gills that help them breathe when water is pumped in and out
- C.** in another magazine entitled insect world, matthew found that ...when the larvae is attacked, they contract their rectum and shoot a jet of water to get away from danger

